

## Liebe Schülerin, lieber Schüler!


Vor dir liegt nun das Aufgabenheft des schriftlichen Teils der Abschlussprüfung Englisch Mittlerer Schulabschluss.

Es gibt drei Teile darin, zu denen jeweils mehrere Aufgaben gestellt werden:

- Teil LC: Listening Comprehension (Hörverstehen)
- Teil RC: Reading Comprehension (Leseverstehen)
- Teil W: Writing (Schreiben)

***Du hast ausreichend Zeit! Die Prüfungszeit beträgt für alle Aufgaben zusammen 105 Minuten. Lies dir bitte jede Aufgabe gründlich durch und bearbeite sie so gut du kannst. Wenn du mit einer Aufgabe nicht zurechtkommst, gehe zur nächsten über.***

Wenn du dich einmal bei der Lösung geirrt hast, markiere deine richtige Antwort so:

- |   |   |                            |
|---|---|----------------------------|
| A | <input checked="" type="checkbox"/>   | richtig                    |
| B | <input type="checkbox"/>  |                            |
| C |  | Häkchen fälschlich gesetzt |
| D | <input type="checkbox"/>  |                            |

**Besonders in Teil LC *Listening*** ist es wichtig, dass du vor dem Anhören der CD-Texte in der schriftlichen Aufgabenstellung zunächst nachliest, was du beim anschließenden Hören herausfinden sollst!

Nutze die jeweiligen Pausen, um die Aufgabe zu lesen und zu vervollständigen.

Benutze einen Bleistift, um deine ersten Vermutungen zu kennzeichnen, bevor du nach dem zweiten Hören den Füller oder Kugelschreiber nimmst.

**Für die Teile RC und W (*Reading/Writing*)** denke daran, dass du in deinem Wörterbuch nachschlagen kannst, wenn du Wortschatzprobleme hast.

**In Teil W *Writing*** nimm dir Zeit, die Schreibaufgabe erst zu planen, dann einen Text zu schreiben und diesen vor dem sauberen Abschreiben zu überprüfen. Nutze die Zeit und überprüfe in der Aufgabenstellung, ob du alle Aspekte bedacht hast. Kontrolliere hinterher noch einmal die sprachliche Richtigkeit.

**Bitte erst umblättern, wenn du dazu aufgefordert wirst.**

# LC Listening Comprehension

## LC 1 An interview about Britain's Royal Family

**Task:** *First read the sentence beginnings and endings. Then listen to the short interviews about the Royal Family. While listening, match the sentence beginnings (1 - 5) with the endings (A - H). There are more endings than you need. There is an example (0) at the beginning. You will hear the recording twice. You now have 60 seconds to read the task.*

Quelle Grafik: <http://office.microsoft.com>

<b>0</b>	<i>He likes the Queen ...</i>
<b>1</b>	She would retain the Royal Family ...
<b>2</b>	She isn't really affected by the Queen ...
<b>3</b>	She likes the Royal Family ...
<b>4</b>	He approves the Royal Family ...
<b>5</b>	She prefers the younger members of the Royal Family ...

<b>A</b>	... because they take part in a lot of social projects.
<b>B</b>	... but she is a fan of Prince Charles.
<b>C</b>	... because they are part of the British culture.
<b>D</b>	... because they live like you and me.
<b>E</b>	<i>... because he has known her since his childhood.</i>
<b>F</b>	... because of their international popularity.
<b>G</b>	... but likes the way a member of the Royal Family dresses.
<b>H</b>	... but thinks they have too much power.

<b>0</b>	<b>1</b>	<b>2</b>	<b>3</b>	<b>4</b>	<b>5</b>
<b>E</b>					

/5 P.

# LC Listening Comprehension


## LC 2 Being an elementary school teacher

**Task:** Listen to an elementary school teacher talking about his job. While listening, complete the table below using about 1 – 5 words or numbers. There is an example (0) at the beginning. You will hear the recording twice (2x). You now have 60 seconds to read the task.

0.	Important method in the field of teaching ...	<i>classroom management</i>
1.	Activity to improve your teaching skills (Name one.)	
2.	Experienced teachers support you with ...	
3.	People involved in the process of teaching (Name two.)	
4.	Headmaster must only be contacted when he needs to ...	
5.	Students will respect you if you ...	
6.	Today's classroom equipment offers a lot more than ...	
7.	Special room, that classes can use today	
8.	Pupils sometimes tell their teachers ...	

# RC Reading Comprehension

## RC 1 MALTA - Holiday homes



**Task:** *Read the adverts about rental apartments.  
Match the adverts (1 - 6) to the people (A - H) who want to rent  
an apartment on Malta. There are two more people than  
apartments. There is an example (0) at the beginning.*

Quelle Foto: <http://office.microsoft.com>

[Redacted content area containing several paragraphs of text, likely the rental adverts and people profiles mentioned in the task instructions.]



Quelle: gekürzt aus [www.tripadvisor.co.uk/www.homeaway.co.uk](http://www.tripadvisor.co.uk/www.homeaway.co.uk); 29.11.2013

<b>A</b>	Peter loves to cook during his holidays.
<b>B</b>	Frank wants to organise a class trip for 20 pupils.
<b>C</b>	Jill and Tom need some attractions for their children.
<b>D</b>	Jeff and Sue love to be active and enjoy being outside. They want some peace and quiet in their holidays.
<b>E</b>	Sam wants to take surfing classes.
<b>F</b>	Sally and her friends don't want to drive a car during their holidays and they can't afford to spend a lot of money.
<b>G</b>	Michael especially likes the south of Malta.
<b>H</b>	Gina wants to accompany her parents-in-law who aren't very mobile any more.
<b>I</b>	<i>Tina and her friends want to go out every night.</i>

<b>0</b>	<b>1</b>	<b>2</b>	<b>3</b>	<b>4</b>	<b>5</b>	<b>6</b>
<i>I</i>						

..... /6 P.

# RC Reading Comprehension


## RC2 So you think you want my job?



**Task:** *First read the text about Georgina's job as a sculptor at Madame Tussauds. Then read the sentence beginnings (1 - 7) and tick the correct ending (a - d). Only one answer is correct. There is an example (0) at the beginning.*

Quelle Foto: <http://commons.wikimedia.org>; Halfalah

[Redacted content]



Annotations:

<sup>1</sup> BA = Bachelor of Arts, a university degree

<sup>2</sup> a brief = a plan

Quelle: Cosmopolitan, September 2013

<b>0. Georgina started to work for Merlin Magic Making ...</b>			
	<b>a</b>	... 8 years ago.	
	<b>b</b>	... after finishing college.	✓
	<b>c</b>	... when she was a pupil.	
	<b>d</b>	... after finishing school.	
<b>1. It's difficult to make a wax figure because ...</b>			
	<b>a</b>	... famous people can look different very quickly.	
	<b>b</b>	... Georgina doesn't have enough time.	
	<b>c</b>	... celebrities often don't like what she creates.	
	<b>d</b>	... there aren't enough workers.	
<b>2. While Georgina is working with her famous models ...</b>			
	<b>a</b>	... two others are filming the celebrity.	
	<b>b</b>	... the star is on a moving platform.	
	<b>c</b>	... she's not allowed to take photos.	
	<b>d</b>	... she takes 16 photos.	
<b>3. Most of the time Georgina ...</b>			
	<b>a</b>	... works on the legs and arms of a figure.	
	<b>b</b>	... colours the models.	
	<b>c</b>	... builds the model's head.	
	<b>d</b>	... has to move bodies around.	

<b>4. The design team ...</b>			
	<b>a</b>	... dresses the models.	
	<b>b</b>	... is in charge of the figures' surrounding.	
	<b>c</b>	... has to finish by 6pm each day.	
	<b>d</b>	... moves the models to certain music.	
<b>5. Georgina says she enjoys ...</b>			
	<b>a</b>	... going out dancing with her colleagues.	
	<b>b</b>	... working in a team.	
	<b>c</b>	... seeing celebrities' reactions to her work.	
	<b>d</b>	... being a perfectionist.	
<b>6. To work in her job you need ...</b>			
	<b>a</b>	... good school marks.	
	<b>b</b>	... a university exam.	
	<b>c</b>	... good communication skills.	
	<b>d</b>	... a special natural ability.	
<b>7. Georgina advises the reader ...</b>			
	<b>a</b>	... not to be nervous but enthusiastic.	
	<b>b</b>	... not to ask for a pay rise on the first day at work.	
	<b>c</b>	... to practise with clay before a job interview.	
	<b>d</b>	... to call Merlin Magic Making.	





Lined writing area with horizontal lines and a black redaction box in the bottom right corner.

Quelle Grafik: <http://office.microsoft.com>

**Stopp!**

Die folgenden Tabellen werden nur von den Lehrkräften ausgefüllt.

## W Exchange year

### IS THE COMMUNICATIVE EFFECT ACHIEVED?

TASK FULFILMENT	NUMBER OF POSSIBLE POINTS	POINTS
<b>▲ Communicative effect of following content points</b>		
<ul style="list-style-type: none"> <li>•... <i>give important information about yourself.</i></li> <li>•... <i>explain your reasons for going abroad.</i></li> <li>•... <i>ask your host family for further information.</i></li> </ul>	<b>10</b>	
<b>▲ Text requirements</b>		
- structure / thematic development	<b>2</b>	
- language cohesion		

LANGUAGE QUALITY	NUMBER OF POSSIBLE POINTS	POINTS
------------------	---------------------------	--------

<b>▲ Vocabulary</b>		
- range	<b>6</b>	
- accuracy		
<b>▲ Grammar</b>		
- range	<b>6</b>	
- accuracy		
<b>Total points:</b>	<b>24</b>	

<b>Korrekturbogen MSA 2015</b>					
<b>Task</b>	<b>Skill</b>	<b>Title</b>	<b>Task format</b>	<b>Code</b>	<b>Points</b>
<b>Listening Comprehension</b>					
Task LC1:	Listening	An interview about Britain's Royal Family	matching	1 point per item	/5
Task LC2:	Listening	Being an elementary school teacher	table completion	1 point per item	/8
<b>Listening total points:</b>					<b>/13</b>
<b>Reading Comprehension</b>					
Task RC1:	Reading	MALTA – Holiday homes	matching	1 point per item	/6
Task RC2:	Reading	So you think you want my job?	multiple choice	1 point per item	/7
<b>Reading total points:</b>					<b>/13</b>
<b>Writing</b>					
Task W:	Writing	Exchange year	letter	see assessment sheet	<b>/24</b>
<b>Test points (paper pencil):</b>					<b>/50</b>
<b>Speaking / Mediation</b>					
<b>Tasks</b>	<b>Skills</b>	<b>Title</b>	See assessment grid for speaking		
Warming up	Speaking dialogue	Guided by interlocutor			
Dialogue		Different tasks			
Monologue	Long term speaking	Different tasks			
Mediation	Mediation	Different tasks			
<b>Points (speaking):</b>					<b>/50</b>
<b>Total points:</b>					<b>/100</b>





