

## Liebe Schülerin, lieber Schüler!

Dies ist der schriftliche Teil der Abschlussarbeit für den Mittleren Schulabschluss.

Für alle drei Teile gilt: **Lies genau.**

Halte dich an die Anweisungen.

Du hast 110 Minuten Zeit.

Du darfst ein zweisprachiges Wörterbuch verwenden.

Bei der **Hörverstehensaufgabe** ist es wichtig, dass du in der schriftlichen Aufgabenstellung zunächst klärst, was du beim anschließenden Hören herausfinden sollst.

Benutze evtl. einen Bleistift, um deine ersten Vermutungen zu kennzeichnen, bevor du nach dem zweiten Hören den Füller nimmst.

Bei der **Leseverstehensaufgabe** ist es wichtig, genau zu lesen. Lies die Textteile in der Aufgabe genau und vergleiche sie mit dem Text.

Wenn du dich einmal bei der Lösung geirrt hast, markiere deine richtige Antwort so:

### Ankreuzaufgaben

Wenn du dich einmal bei der Lösung geirrt hast, markiere deine richtige Antwort so:

**Ankreuzaufgaben**

A	<input checked="" type="checkbox"/>	richtig angekreuzt
B	<input type="checkbox"/>	
C	<input checked="" type="checkbox"/>	fälschlich angekreuzt
D	<input type="checkbox"/>	

Nimm dir die Zeit, die **Schreibaufgabe** erst zu planen, dann einen Text zu schreiben und vor dem sauberen Abschreiben zu überprüfen. Nutze die Zeit aus und überprüfe, ob du alle Aspekte bedacht hast. Kontrolliere hinterher noch einmal die sprachliche Richtigkeit. Denk dabei an frühere Fehlerstellen.

**Bitte erst umblättern, wenn du dazu aufgefordert wirst.**



### Listening Comprehension: "They make me look fat"

**Task:** *First read the statements.*

*Then listen to the dialogue.*

*While listening tick what is right / wrong / not in the text.*

1. Rachel and her girlfriend go shopping.
2. Rachel wants a new pair of jeans.
3. John and Rachel talk about fashion in general.
4. John only wears black clothes.
5. Rachel doesn't want to stick out because of her clothes.
6. Rachel likes neon coloured clothes.
7. John suggests new jeans several times.
8. Rachel is overweight.
9. A 16-year-old punk stares at Rachel.
10. John wants to finish shopping after they've found her pair of jeans.

right	wrong	not in the text

Listening task: **"They make me look fat"**

Points:

/ 10

## Reading Comprehension: "Dress to impress"

Got an important interview coming up? A family event where you need to make an impression? Maybe you've got a hot date ahead? Whatever your big moment, our fashion experts **Olivia** and **Peter** are here to make sure you make the right kind of style splash.

[Redacted text block]

[Redacted text block]

[Redacted text block]

[Redacted text block]

[Redacted text block]

[Redacted text block]

Did this article help you? Tell us!

adapted from: [http://www.need2know.co.uk/time\\_out/style/article.html/id=988](http://www.need2know.co.uk/time_out/style/article.html/id=988)

**Reading task: *Read the text and find one correct item for each sentence beginning that corresponds to the text.***

1. Peter and Olivia

- tell you everything about the latest trends.
- give advice about how to dress on different occasions.
- work as personal style guides.
- organize dates and big events.

2. For a job interview

- you should be courageous and prove your creativity.
- you should wear something your interview partner will never forget.
- you should decide on nice clothes that don't worry you.
- you must wear especially expensive clothes.

3. Applicants

- should wear suits.
- should dress in a formal style.
- should wear trousers that are too short.
- should choose colourful outfits.

4. A wedding

- is the right event to tidy up your bedroom.
- is a situation in which bride and groom are not the main persons.
- invites visitors to dress up.
- offers a good chance to provoke your family.

5. Family meetings

- need a special dress code.
- make you wear outrageous outfits.
- mean that anything goes.
- let you almost be yourself.

6. Going out with a boy or girl

- causes lots of worries.
- threatens the groom.
- makes lots of people overdress.
- lets you sit in the shade.

7. Never ever

- wear anything until it falls apart.
- use your favourite perfume / fragrance.
- hide your accessories.
- miss the chance to show off.

8. Rude slogans on T-shirts

- shouldn't be worn at family meetings.
- are always funny.
- can hurt other people's feelings.
- are often racist / sexist.

9. Always make sure that

- you wear white socks in sandals.
- you choose trainers together with a suit.
- you clean your shoes before an interview.
- you hide smelly feet in shoes.

10. The article is a

- fashion advert.
- fashion expertise.
- behaviour guide.
- style guide.

**Writing task:**

"Spot on" is preparing a series of articles on styles of young people.





Write an article. These pictures may stimulate you.

Which group comes closest to your ideas of lifestyle? Which group doesn't?

Think of and write about all three aspects.

- interests
- looks
- attitudes

Write at least 180 words.



**Writing task: "Spot on"**

Points:

/ 30

**Bewertung für** (Name) \_\_\_\_\_

**schriftlicher Teil**

Listening Comprehension max. 10 points	Reading Comprehension max. 10 points	Writing: max. 30 points
text: <b>"They make me look fat"</b>	text: <b>"Dress to impress"</b>	<b>"Spot on" is preparing a series of articles on styles of young people.</b>
task: "Tick <i>right, wrong, not in the text</i> "	task: " Find one correct item for each sentence beginning"	task: Writing an article with the help of pictures.
scored:  /10	scored:  /10	scored:  /30

**praktischer Teil** Datum: \_\_\_\_\_

zusammen mit:

Monologue max. 20 points	Dialogue max. 20 points	Mediation max. 10 points
scored :  /20	scored :  /20	scored :  /10

Punkte	100-92	91-81	80-67	66-50	49-30	29-0
Note	1	2	3	4	5	6

Punkte: \_\_\_\_\_/100

Endnote:

Datum: \_\_\_\_\_ Unterschrift: \_\_\_\_\_

Datum: \_\_\_\_\_ Unterschrift: \_\_\_\_\_