



Zentrale Abschlussarbeit 2014

Englisch

Realschulabschluss

Herausgeber

Ministerium für Bildung und Wissenschaft des Landes Schleswig-Holstein
Brunswiker Str. 16 -22, 24105 Kiel

Aufgabenentwicklung

Ministerium für Bildung und Wissenschaft des Landes Schleswig-Holstein
Institut für Qualitätsentwicklung an Schulen Schleswig-Holstein
Fachkommissionen für die Zentralen Abschlussarbeiten in der Sekundarstufe I

Umsetzung und Begleitung

Ministerium für Bildung und Wissenschaft des Landes Schleswig-Holstein
zab1@bildungsdienste.landsh.de

Liebe Schülerin, lieber Schüler!

Vor dir liegt nun das Aufgabenheft des schriftlichen Teils der Abschlussprüfung Englisch Realschulabschluss.

Es gibt drei Teile darin, zu denen jeweils mehrere Aufgaben gestellt werden:

Teil LC: Listening Comprehension (Hörverstehen)

Teil RC: Reading Comprehension (Leseverstehen)

Teil W: Writing (Schreiben)

Du hast ausreichend Zeit! Die Prüfungszeit beträgt für alle Aufgaben zusammen 105 Minuten. Lies dir bitte jede Aufgabe gründlich durch und bearbeite sie so gut du kannst. Wenn du mit einer Aufgabe nicht zurechtkommst, gehe zur nächsten über.

Wenn du dich einmal bei der Lösung geirrt hast, markiere deine richtige Antwort so:

- | | | |
|---|-------------------------------------|----------------------------|
| A | <input checked="" type="checkbox"/> | richtig |
| B | <input type="checkbox"/> | |
| C | <input checked="" type="checkbox"/> | Häkchen fälschlich gesetzt |
| D | <input type="checkbox"/> | |

Besonders in Teil LC *Listening* ist es wichtig, dass du vor dem Anhören der CD-Texte in der schriftlichen Aufgabenstellung zunächst nachliest, was du beim anschließenden Hören herausfinden sollst!

Nutze die jeweiligen Pausen, um die Aufgabe zu lesen und zu vervollständigen. Benutze einen Bleistift, um deine ersten Vermutungen zu kennzeichnen, bevor du nach dem zweiten Hören den Füller oder Kugelschreiber nimmst.

Für die Teile RC und W (*Reading/Writing*) denke daran, dass du in deinem Wörterbuch nachschlagen kannst, wenn du Wortschatzprobleme hast.

In Teil W *Writing* nimm dir Zeit, die Schreibaufgabe erst zu planen, dann einen Text zu schreiben und diesen vor dem sauberen Abschreiben zu überprüfen. Nutze die Zeit und überprüfe in der Aufgabenstellung, ob du alle Aspekte bedacht hast. Kontrolliere hinterher noch einmal die sprachliche Richtigkeit.

Bitte erst umblättern, wenn du dazu aufgefordert wirst.

LC Listening Comprehension

LC1 Online-Shopping

Task: Listen to a couple discussing online-shopping.
 Read the sentence beginnings (0 - 5) and tick the correct endings (a, b, c or d).
 Only one answer is correct.
 There is an example (0) at the beginning.
 You will hear the recording twice (2x).
 You now have 45 seconds to look at the task.

0. The wife informs her husband that they...		
a	... will make a present for a friend.	
b	... will have to buy a paint box for Louisa.	
c	... will be going to a celebration that weekend.	✓
d	... need to order some food.	

1. The wife tells her husband...		
a	... KidsWorld is her favourite shop.	
b	... how easy it is to find good clothes online.	
c	... that she has bought things online many times.	
d	... KidsWorld is too expensive.	

2. The husband thinks buying online is unsafe because...		
a	... his wife has given her password to some people.	
b	... KidsWorld keeps information about customers.	
c	... you have to give your phone number to the shop.	
d	... one of his friends broke into his computer account.	


3. If you go online you...		
a	... should change your password every day.	
b	... must buy a new security system.	
c	... should choose different passwords.	
d	... should have a long password.	

4. The wife prefers to buy some goggles online because...		
a	... she doesn't have time in her lunch break.	
b	... the shop assistants were so unfriendly.	
c	... they have swimming two weeks later.	
d	... they need them at the weekend.	

5. The husband still doesn't like online shopping because...		
a	... he thinks it's not worth the risk.	
b	... a parcel can get lost.	
c	... he wants to buy the goggles himself.	
d	... he believes it's too expensive.	

LC Listening Comprehension

LC2 Austin Wierschke



Task: Listen to the interview with a young award-winning American, Austin Wierschke.

While listening, complete the sentences (1 - 8) in 1 to 6 words.

There is an example (0) at the beginning.

You will hear the recording twice (2x).

You now have 30 seconds to look at the task.


0. Austin Wierschke has won a competition by being the best _____ <i>texter</i> _____ in the USA.
1. When riding in the car with someone he practises his speed by _____.
2. Besides texting Austin works as a cook at _____.
3. After the championships he travels the whole country and _____.
4. He wouldn't finish a relationship by mobile. Instead _____.
5. The two main forms of communication teenagers use, are _____.
6. For competitions Austin advises texters to be _____.
7. He only likes standard abbreviations like _____.
8. Austin would like a message from Jennifer Lawrence, a famous _____.

RC Reading Comprehension


RC 1 Captain Yaw

How Captain Yaw helped poor Ghanese teenagers to become female pilots

Task: *Read the text. Then read the statements (1 - 8).
Are they true, false or not given in the text?
Tick (✓) the correct box.
There is an example (0) at the beginning.*



[Redacted text block containing the main text and statements for the reading comprehension task.]




	Statements	true	false	not given
0	<i>At a special school in Ghana young women can learn how to fly.</i>	✓		
1	The English pilot Captain Yaw knew that using planes was a good way of helping African countries like Ghana.			
2	Knowing how to use a plane themselves helps people in the country to improve their educational system.			
3	<i>AvTech</i> wants foreign aid workers to come and train girls from Ghana.			
4	Flying lessons for poor female teenagers are only paid for by rich Africans.			
5	The present school for training young women as pilots in Ghana has got a female head.			
6	Mawuli asked Captain Yaw to help her become a pilot after seeing a picture of his plane in a newspaper cutting.			
7	She thinks of herself as being an honest person.			
8	The <i>AvTech</i> "boss" believes that she is the main African person to launch a flying programme for other females.			

RC Reading Comprehension

RC 2 Plant for the Planet

An international organization has been advertising for new ambassadors for its "Plant for the Planet" campaign and many young people have applied. In their applications they have introduced themselves and a secretary has taken some notes describing possible candidates.



Task: Match the introductions (1 - 5) with the notes (A - H). There are more descriptions of possible applicants than you need. There is an example at the beginning (0).

0	
1	
2	
3	
4	

5	
----------	--

A	An entertaining person who enjoys advertising for eco-friendly organisations.
B	A persuasive person who uses slogans to transport “green” ideas.
C	An inventive person who sees recycling as a way of improving the life of a nation.
D	<i>An energetic person who is looking for a challenge to help get other people interested in the environment.</i>
E	An experienced person who has influenced people abroad to identify with trees.
F	A computer freak who dreams of creating an international network to raise people’s attention.
G	A responsible person who plans to make young people learn more about the effect man has on the planet.
H	A worried person who fears the destruction of the world because of pollution.

0	1	2	3	4	5
D					

Stopp!

Die folgenden Tabellen werden nur von den Lehrkräften ausgefüllt.

Writing – The most Eco-Friendly School

IS THE COMMUNICATIVE EFFECT ACHIEVED?		
TASK FULFILMENT	NUMBER OF POSSIBLE POINTS	POINTS
▲ Communicative effect of following content points		
<ul style="list-style-type: none"> • give reasons for writing the flyer • describe what you already do for the environment at your school • suggest some more ideas that could help your school to win • persuade the other students to support you • 	10	
▲ Text requirements		
- structure / thematic development	2	
- language cohesion		
LANGUAGE QUALITY	NUMBER OF POSSIBLE POINTS	POINTS
▲ Vocabulary		
- range	6	
- accuracy		
▲ Grammar		
- range	6	
- accuracy		
Total points:	24	/24

Korrekturbogen RSA 2013/2014

Task	Skill	Title	Task format	Code	Points
Listening Comprehension					
Task LC1:	Listening	Online-Shopping	multiple choice	1 point per item	/5
Task LC2:	Listening	Austin Wierschke	short answers	1 point per item	/8
Listening total points:					/13
Reading Comprehension					
Task RC1:	Reading	Captain Yaw	true/false/not given	1 point per item	/8
Task RC2:	Reading	Plant for the Planet	multiple matching	1 point per item	/5
Reading total points:					/13
Writing					
Task W:	Writing	The Most Eco-Friendly School	flyer	See assessment sheet	/24
Writing total points:					/24
Test points (paper pencil):					/50
Speaking / Mediation					
Task	Skill	Title	See assessment grid for speaking		
Warming up	Speaking dialogue	Guided by interlocutor			
Dialogue		Different tasks			
Monologue	Long term speaking	Different tasks			
Mediation	Mediation	Different tasks			
Possible points (speaking):					/50
Total points:					/100